




FURIX

VET-300F

**HD Veterinary Endoscope System
Comprehensive Solution**



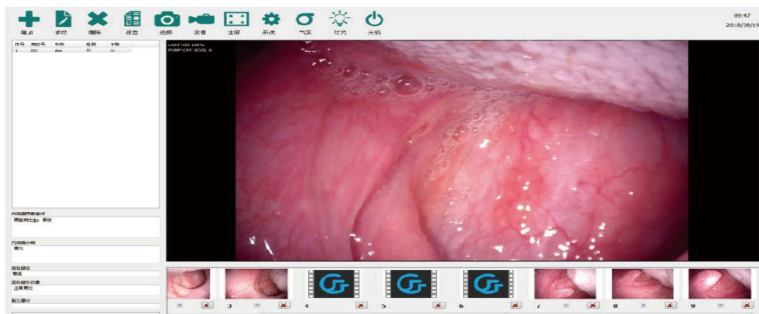


- High resolution image, sharp.
- Identify mucosal details more clearly.
- Built-in workstation software, allows to print reports directly (printer optional).
- Combined with photo and video functions , 120G built-in storage.
- 6mm outer diameter, more suitable for small animals (other sizes can be configured).
- During subsequent upgrades, the host can also be connected to our company's laparoscope, cystoscope, etc., reducing procurement costs and eliminating the need to expand the surgical space.

Furix Trade Venture Limited

Address: 6/F MEGA CUBE, WANG KWONG ROAD, KOWLOON, HONG KONG,
 Mob: +852 9579 0472 E-mail: vet.furix@gmail.com, sales@myfurix.com
 Tel: +852 9579 0472 www.myfurix.com

FURIX



- The outer diameter of the insertion part is 6.3mm, which makes it easier to insert.
- It can be suitable for gastrointestinal diagnosis and treatment of small animals weighing as little as 600g.
- 2 million pixel high-definition images facilitate diagnosis and treatment.
- Equipped with workstation software, a computer can be used to produce case reports.
- Can be upgraded to laparoscopic system (VET-300FR).



Scope Application

VET-1206

The ultra-fine outer diameter is 6.3mm, which solves the problem of narrow passages for small and medium-sized animals.

VET-1508

The universal outer diameter is 8.3mm, suitable for a wider range of medium and large animals.

VET-3313

The extra long insertion part is 3.3m, which solves the problem of long passage for large animals.

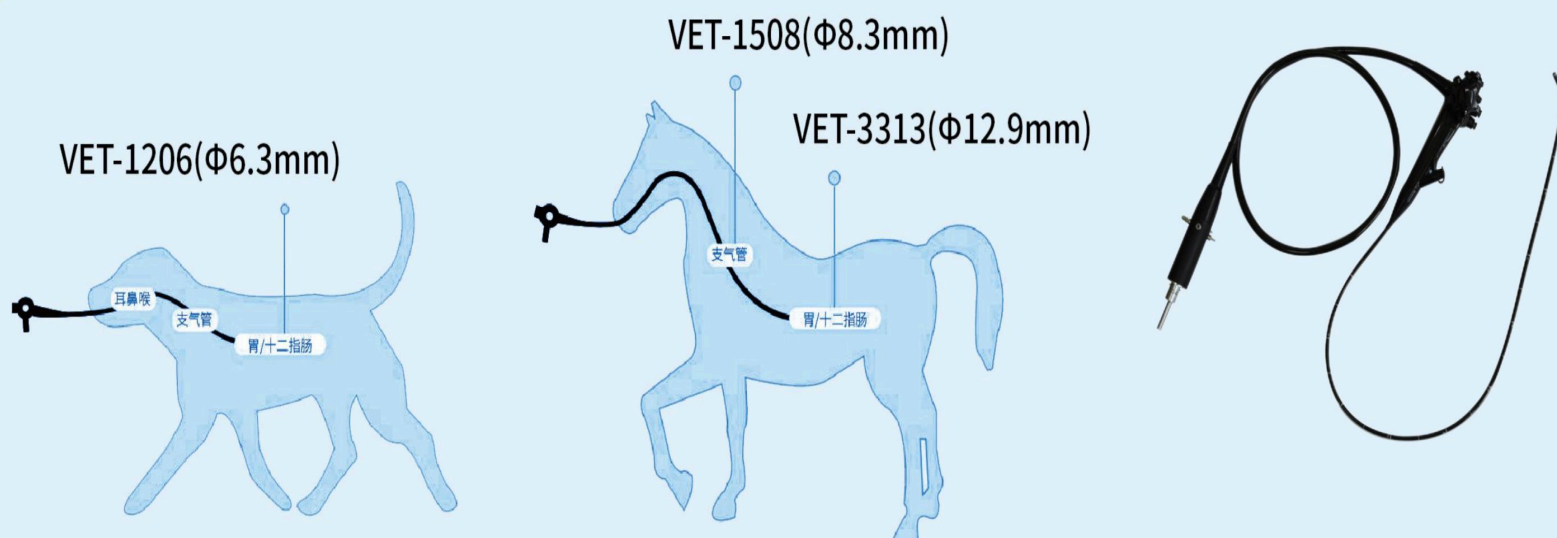


Furix Trade Venture Limited

Address: 6/F MEGA CUBE, WANG KWONG ROAD, KOWLOON, HONG KONG,
 Mob: +852 9579 0472 E-mail: vet.furix@gmail.com, sales@myfurix.com
 Tel: +852 9579 0472 www.myfurix.com

FURIX

Clinical Reference



	Standard Scope		Optional Scope	
Scope Model	VET-1206	VET-1508	VET-3313	
Working View	120 °			
Depth of Field	U210 ° D90 ° L100 ° R100 °		U180 ° D180 ° L160 ° R160 °	
Scope Outer Diameter	φ6.3mm	φ8.3mm	φ12.9mm	
Working Channel Diameter	φ2.0mm	φ2.8mm	φ3.7mm	
Working Channel Length	1200mm	1500mm	3300mm	
Display Resolution	2 million pixels	2 million pixels	2 million pixels	
Suitable for Animal	600G-30kgs	2kgs-80kgs	80kgs or above	
Available scene	Veterinary Hospital and clinics	Veterinary Hospital and clinics	Veterinary Hospital and clinics, Zoo	



Furix Trade Venture Limited

Address: 6/F MEGA CUBE, WANG KWONG ROAD, KOWLOON, HONG KONG,
 Mob:+852 9579 0472 E-mail: vet.furix@gmail.com, sales@myfurix.com
 Tel:+852 9579 0472 www.myfurix.com

FURIX